


H.H.P. ANCHOR



HHP Stingray



HHP MK5



HHP Delta



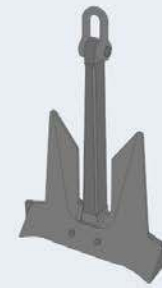
HHP D'HONE




HHP PTW



HHP PN



HHP AC-14



HHP Danforth

H.H.P ANCHOR PROOF TEST LOAD TABLE

Nominal Anchor Weight kg	Proof Test Load (kN) H.H.P. Anchor	Nominal Anchor Weight kg	Proof Test Load (kN) H.H.P. Anchor	Nominal Anchor Weight kg	Proof Test Load (kN) H.H.P. Anchor	Nominal Anchor Weight kg	Proof Test Load (kN) H.H.P. Anchor
50	30	1300	312	4800	760	11000	1240
60	33.9	1350	321	4900	769	11500	1267
70	37.2	1400	330	5000	777	12000	1300
75	39.1	1450	340	5100	786	12500	1340
80	40.8	1500	349	5200	797	13000	1380
90	44.8	1600	367	5300	809	13500	1410
100	47.4	1700	384	5400	818	14000	1450
120	53.5	1750	392	5500	827	14500	1483
140	58.7	1800	401	5600	836	15000	1520
160	63.7	1900	418	5700	845	15500	1553
180	68.6	2000	434	5800	856	16000	1587
200	73.4	2100	450	5900	866	16500	1620
225	79.5	2200	466	6000	877	17000	1653
250	85.7	2400	495	6100	887	17500	1687
275	91.9	2500	510	6200	897	18000	1720
300	97.9	2600	524	6300	908	18500	1753
325	104	2700	537	6400	917	19000	1780
350	110	2800	550	6500	927	19500	1800
375	116	2900	564	6600	936	20000	1833
400	122	3000	577	6700	945	21000	1900
425	127	3100	589	6800	953	22000	1857
450	132	3200	601	6900	961	23000	2017
475	137	3300	613	7000	970	24000	2070
500	143	3400	625	7100	977	25000	2130
550	155	3500	636	7200	987	26000	2190
600	166	3600	645	7400	1002	27000	2250
650	177	3700	656	7800	1034	28000	2303
700	188	3800	666	8000	1050	29000	2357
750	199	3900	677	8200	1066	30000	2410
800	211	4000	687	8400	1078	31000	2463
850	221	4100	696	8600	1089	32000	2517
900	231	4200	706	8800	1099	34000	2623
950	242	4300	716	9000	1110	36000	2730
1000	252	4400	726	9200	1121		
1050	262	4500	735	9800	1163		
1200	292	4600	742	10000	1173		
1250	302	4700	752	10500	1210		